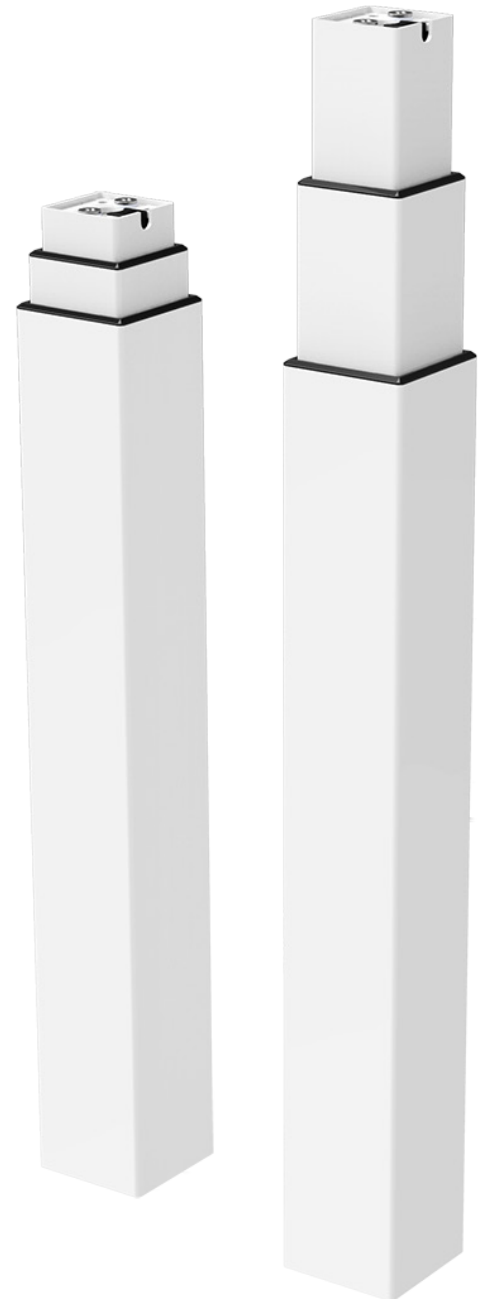


Column - TL20

Tube dimension	70 x 70 / 60 x 60 / 50 x 50 mm
Stroke	650 mm
Column height	590 mm
Max load, complete frame	100 kg, equally divided
Max load, each column	60 kg
Speed, 0 - 60 kg load (with C11P)	40 mm/sec (constant speed)
Speed, 100 kg load (with TC15P)	40 mm/sec (constant speed)
Noise level	N/A
Duty cycle	10%, Max 1 min. run / 9 min. stop
Simultaneous spindle	Synchronized movements
Ambient temperature	0 - 45 C
Storage & transport temp.	(20) - 70 C
Friction-control	100%
Motor-brake	Patented by TiMOTION
Wiper	Optional colors
Invisible inlay	N/A



CE mark

The EMC directive 2014/30/EU

The LVD directive 2014/35/EU

RoHS compliant, according to directive 2011/65/EU

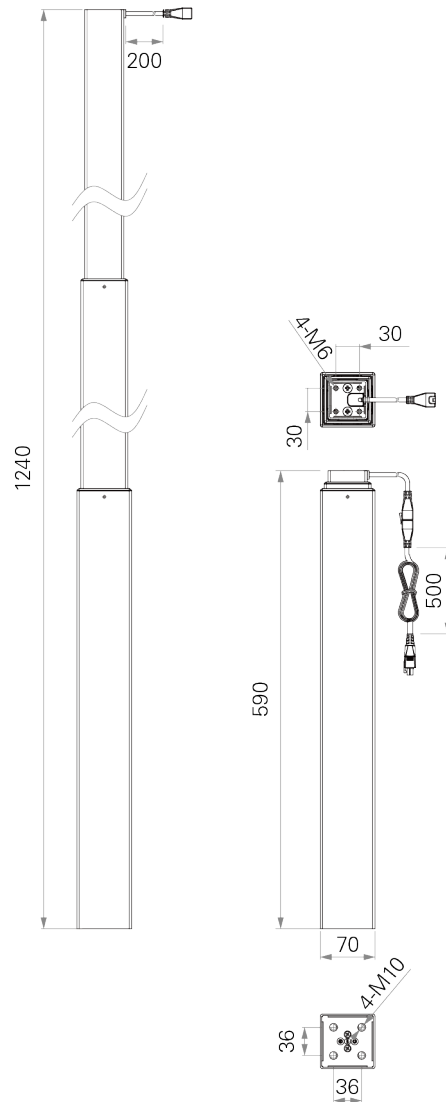
EU & REACH compliant, according to directive EC 1907/2006

12 standard colors






Please request for separate color chart.

Drawing

Standard dimension (mm)



Marking on labels

	CE mark
	General warning sign https://www.iso.org/obp/ui/#iso:grs:7000:4:0434A
	Class II – double insulation https://en.wikipedia.org/wiki/Appliance_classes
	Indoor use
	WEEE http://en.wikipedia.org/wiki/Waste_Electrical_and_Electronic_Equipment_Directive The electrical device can't be randomly discarded