


Reset

Press both  buttons at the same time for 3 seconds.
Continue pressing the buttons until both columns are in lowest position.
Keep pressing the buttons until control box makes 1 beep.
When control box makes 1 beep, it is confirmed that reset has been completed and buttons can be released.
Now the desk is operational.

If the desk is disconnected by accidentally pulling out the plugs at the control box, motors, handset, main power source or system status reach overload, overheat etc. then the desk must be reset.
If the desk is powered off intentionally at the main power switch, then the desk does **not** need to be reset.

Operating the desk

Press this  button, to operate the desk for upwards running.

Press this  button, to operate the desk for downwards running.

Standard colors

Black/blue buttons

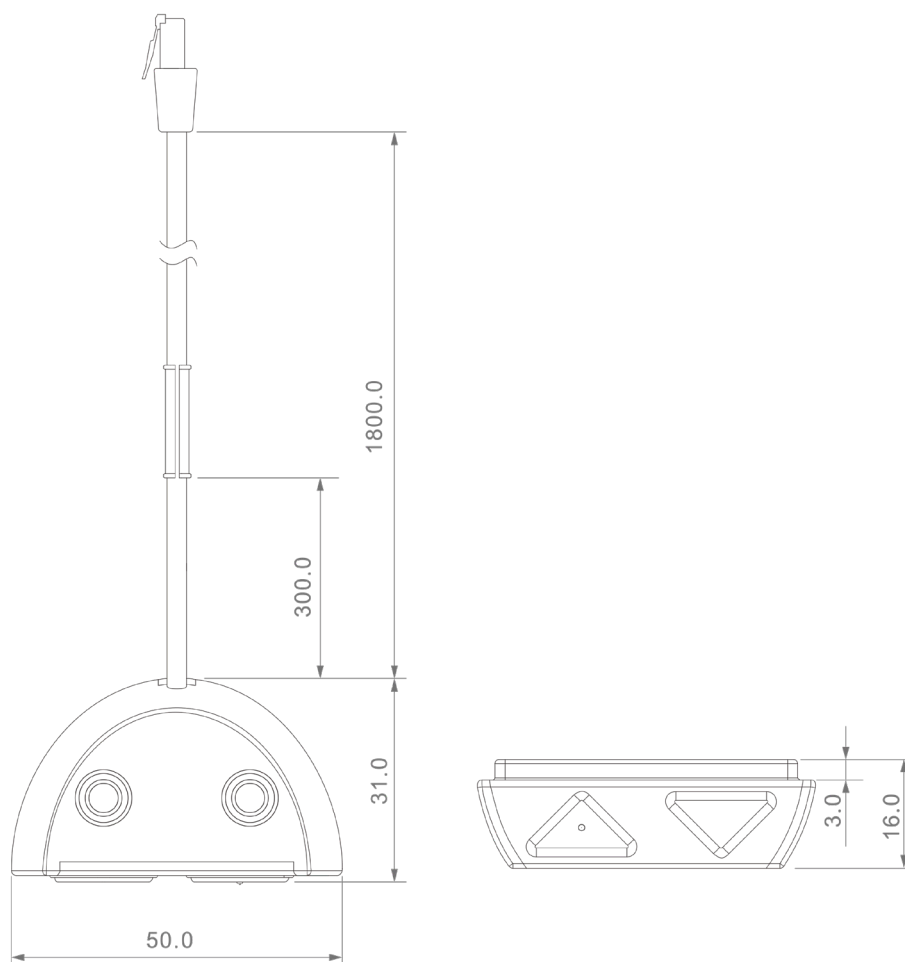



Black/grey button



Drawing

Standard dimension (mm)





Programming of your highest / lowest position

NB: The setting of your highest / lowest position will be overruled during reset: During reset the desk will go to lowest position configured by factory. After reset the desk will remember your settings of highest/lowest position.

Setting new highest position:

1. Press ▲ and ▼ buttons together for a sec.
2. Release ▲ button – meaning you still press button ▼
3. Press ▲ 3 times
4. You will hear a “beep” - Done

Setting new lowest position:

1. Press ▲ and ▼ buttons together for a sec.
2. Release ▼ button – meaning you still press button ▲
3. Press ▼ 3 times
4. You will hear a “beep” - Done

Cancel new highest position:

1. Go to the position you have set as your highest position.
2. Press both ▲ and ▼ buttons at the same time for 1-2 seconds (**less than 3 seconds**) and release ▼
3. After app. 5 seconds the control box makes 1 beep to confirm that programmed highest position has been cancelled and button ▲ can be released.

Cancel new lowest position:

1. Go to the position you have set as your lowest position.
2. Press both ▲ and ▼ buttons at the same time for 1-2 seconds (**less than 3 seconds**) and release ▲
3. After app. 5 seconds the control box makes 1 beep to confirm that programmed lowest position has been cancelled and button ▼ can be released.